



WHEELER COUNTY GENERAL ELECTION		FOSSIL #1	MITCHELL #3	SPRAY #4	TOTALS
Date: Nov 4, 2014					
Federal, US Senator					
MIKE MONTCHALIN	10	6	6	22	
JEFF MERKLEY	151	70	54	275	
CHRISTINA JEAN LUGO	4	2	8	14	
JAMES E LEUENBERGER	4	8	11	23	
MONICA WEHBY	151	87	106	344	
Write Ins	0	0	1	1	
Overvotes	0	0	0	0	
Undervotes	24	11	16	51	
				0	
				0	
US Congressional Dist 2, Representative in Congress, 2nd District					
AELEA CHRISTOFFERSON	49	16	15	80	
SHARON L DURBIN	9	8	10	27	
GREG WALDEN	269	147	165	581	
				0	
				0	
Write Ins	0	0	1	1	
Overvotes	0	1	0	1	
Undervotes	17	12	11	40	
				0	
				0	
Statewide Partisan, Governor					
DENNIS RICHARDSON	186	113	141	440	
CHRIS HENRY	3	2	0	5	
AARON AUER	4	1	7	12	
JOHN KITZHABER	122	52	29	203	
PAUL GRAD	2	5	3	10	
JASON LEVIN	3	3	5	11	
Write Ins	2	1	1	4	
Overvotes	0	0	0	0	
Undervotes	22	7	16	45	
				0	
State Representative, 59th District					
John E Huffman	266	141	154	561	
				0	
				0	
Write Ins	2	3	1	6	
Overvotes	0	0	0	0	
Undervotes	76	40	47	163	
				0	
				0	
				0	
				0	
				0	
				0	
				0	
				0	
				0	
I certify the votes recorded on this abstract correctly summarize the tally of votes cast at the election indicated.					
 Signature of County Clerk		Date of Abstract 11/14/14			


RECEIVED
 2014 NOV 24 PM 4:32
 KATE BROWN
 SECRETARY OF THE STATE

WHEELER COUNTY GENERAL ELECTION	FOSSIL #1	MITCHELL #3	SPRAY #4	TOTALS
DATE: NOV 4, 2014				
Circuit Court District 07, Judge of the Circuit court, 7th District				
KAREN OSTRYE	153	89	79	321
TIMOTHY MB FARRELL	88	47	47	182
				0
Write Ins	0	0	0	0
Overvotes	0	1	0	1
Undervotes	103	47	76	226
				0
				0
				0
WHEELER, County Commissioner - Position No. 1				0
LYNN MORLEY	204	94	101	399
ANNE C MITCHELL	130	73	89	292
				0
Write Ins		0	0	0
Overvotes		0	0	0
Undervotes	10	17	12	39
				0
				0
				0
WHEELER, County Treasurer				0
ROBIN HUNT	177	84	48	309
Sandra Kay Speer	150	75	145	370
Write Ins	2	0	2	4
Overvotes	0	0	0	0
Undervotes	15	25	7	47
				0
				0
				0
				0
				0
				0
				0
				0
				0
FOSSIL, City of, Council Position #1				0
MELANIE K SPERRY	156			156
				0
Write Ins	15			15
Overvotes				0
Undervotes	71			71
				0
				0
I certify the votes recorded on this abstract correctly summarize the tally of votes cast at the election indicated.			Date of Abstract 11/4/14	
	<i>[Signature]</i>		Signature of County Clerk	

[illegible]

WHEELER COUNTY GENERAL ELECTION		FOSSIL #1	MITCHELL #3	SPRAY #4	TOTALS
DATE: Nov 4, 2014					
MITCHELL, City of, City Council Position #6					
DELENE M CATMULL			43		43
					0
Write Ins			3		3
					0
					0
Overvotes			1		1
Undervotes			12		12
					0
MITCHELL, City of, MAYOR					0
VERNITA J JORDAN			43		43
					0
Write Ins			7		7
Overvotes			0		0
Undervotes			9		9
					0
					0
SPRAY, City of, City Council Position #1					0
NO CANDIDATE FILED					
JIM GLAWE				45	45
Write Ins				4	4
Overvotes					0
Undervotes				40	40
					0
					0
SPRAY, CITY OF CITY COUNCIL POSITION #2					0
NO CANDIDATE FILED					0
CANDY HUMPHREYS				44	44
Write Ins				4	4
Overvotes					0
Undervotes				41	41
					0
				44	44
SPRAY, CITY OF, MAYOR					0
NO CANDIDATE FILED				0	0
Valorie Howell				46	46
Write Ins				3	3
Overvotes					
Undervotes				40	49
					0
					0
SOIL AND WATER, DIRECTOR -AT LARGE #1					0
Jeremiah P Holmes		241	124	147	512
Write Ins		1	0	9	10
Overvotes		1	0	0	1
Undervotes		101	60	46	207
					0
I certify the votes recorded on this abstract correctly summarize the tally of votes cast at the election indicated.		 Signature of County Clerk		Date of Abstract 11/4/14	

[illegible]

WHEELER COUNTY GENERAL ELECTION	FOSSIL #1	MITCHELL #3	SPRAY #4	TOTALS
DATE: NOV 4, 2014				
Measure: 86				
Yes	83	48	51	182
No	226	125	132	483
Overvotes	0	0	0	0
Undervotes	35	11	19	65
Measure: 87				
Yes	125	77	69	271
No	186	98	114	398
Overvotes				0
Undervotes	33	9	19	61
Measure: 88				
Yes	59	25	23	107
No	272	157	172	601
Overvotes	0	0	0	0
Undervotes	13	2	7	22
Measure: 89				
Yes	156	79	77	312
No	163	90	109	362
Overvotes	1	0	0	1
Undervotes	24	15	16	55
Measure: 90				
Yes	100	60	55	215
No	223	118	135	476
Overvotes	0	0	0	0
Undervotes	21	6	12	39
Measure: 91				
Yes	127	65	68	260
No	208	118	127	453
Overvotes	0	0	1	1
Undervotes	9	1	6	16
Measure: 92				
Yes	113	50	66	229
No	220	132	130	482
Overvotes	0		0	0
Undervotes	11	2	6	19
<p>I certify the votes recorded on this abstract correctly summarize the tally of votes cast at the election indicated.</p> <p style="text-align: right;">  Date of Abstract 11/14/14 Signature of County Clerk </p>				